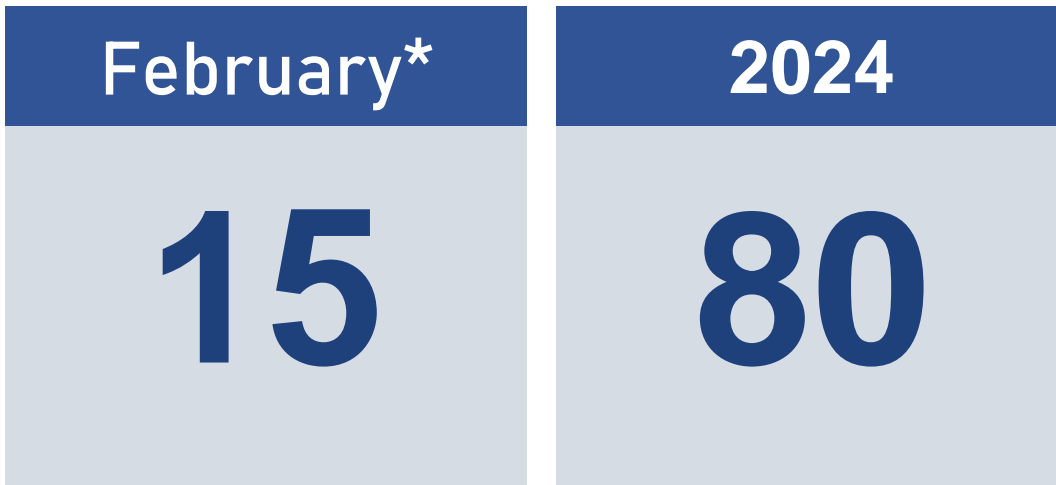


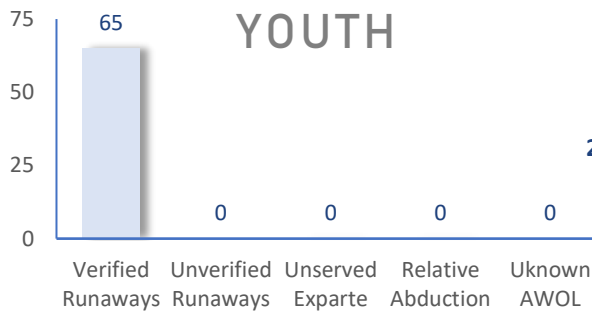
The following statistics show the status and demographics of absent Kansas foster youth and track DCF's successful recovery efforts.

RECOVERED YOUTH

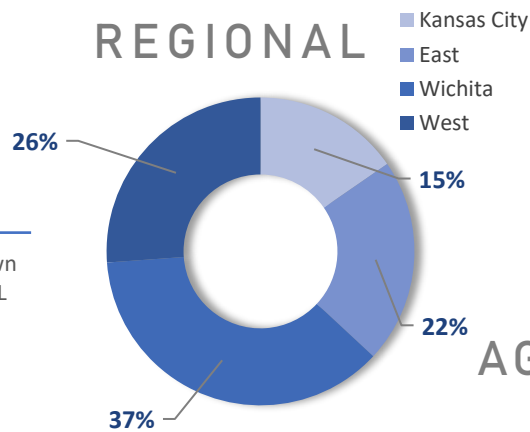


*A youth may be recovered more than once per month.

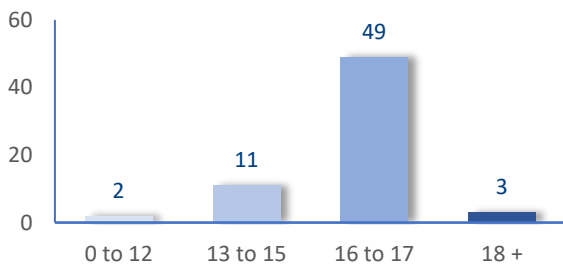
CURRENT AWOL YOUTH



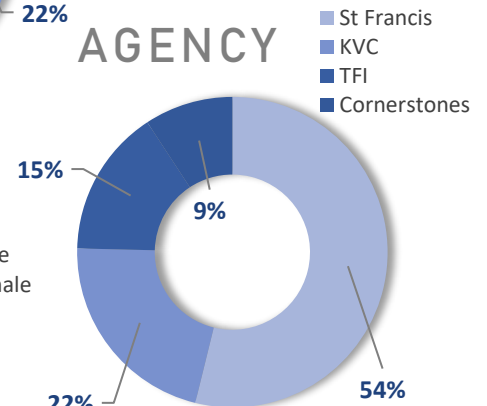
REGIONAL



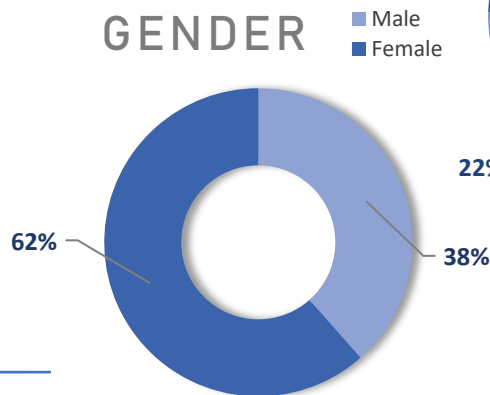
AGE



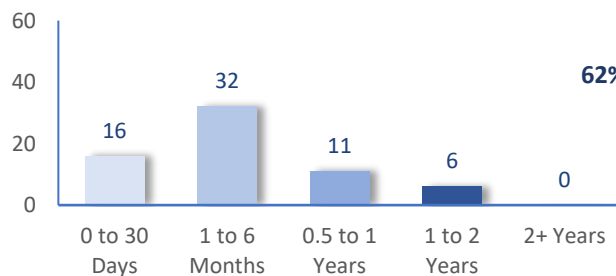
AGENCY



GENDER



TIME



DAILY AWOL YOUTH

2024

January		February		March		April	
DATE	# AWOL	DATE	# AWOL	DATE	# AWOL	DATE	# AWOL
2	79	1	72	1		2	
3	76	2	70	4		3	
4	78	5	67	5		4	
5	76	6	66	6		5	
8	79	7	65	7		8	
9	79	8		8		9	
10	73	9		11		10	
11	72	12		12		11	
12	69	13		13		12	
16	71	14		14		16	
17	73	15		15		17	
18	68	16		18		18	
19		19		19		19	
22		20		20		22	
23		21		21		23	
24		22		22		24	
25		23		26		25	
26		26		27		26	
29	70	27		28		29	
30	69	28		29		30	
31	71	29				31	



